



## PRASAD PEDIATRICS PATIENT'S PORTAL LOGIN INSTRUCTIONS

### **On your patient portal you can:**

- Send a secure message to the doctor
- View/download your medical records
- Request medication refills
- Request an appointment
- View your lab results
- Submit immunization or other medical records
- Pay the balance on your account
- And more!

**Make sure to complete the [patient portal authorization agreement](#) and bring it to your next appointment.**

**STEP 1:** Go to the following website: <http://mycareweb.net/drp>

Patient Portal Devineni R. Prasad, M.D. PA.

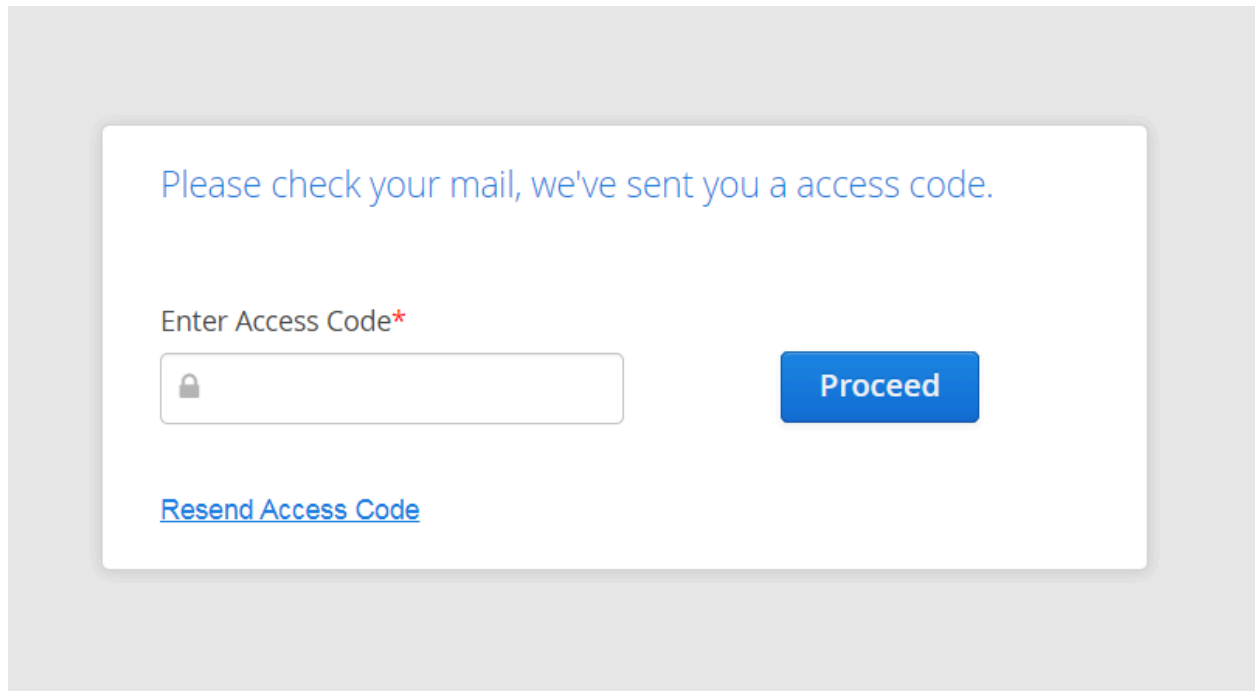
Username Password

Remember me

[Create portal account](#) [Forgot your username?](#) [Help and FAQ](#)

[Forgot your password?](#)

**STEP 2:** Click the **Create portal account** link in the patient portal website and follow the instructions to request an access code.

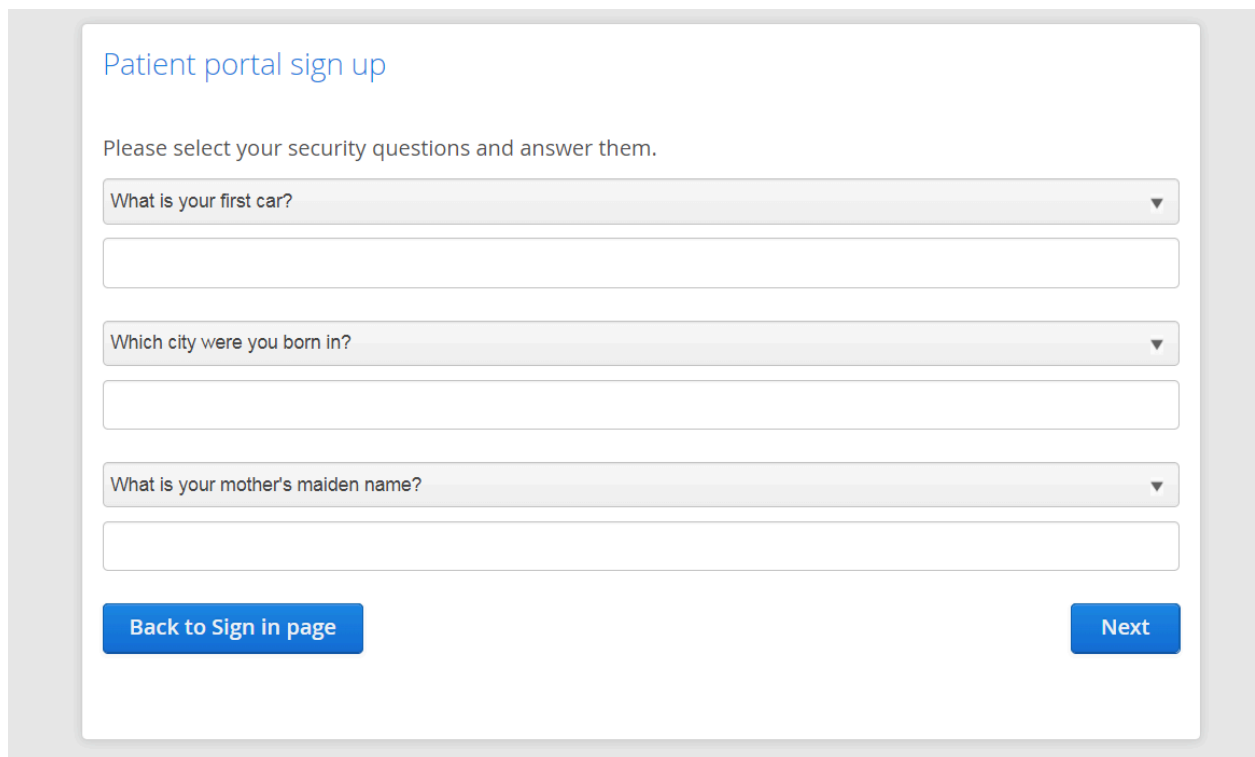


Please check your mail, we've sent you a access code.

Enter Access Code\*

[Resend Access Code](#)

**STEP 3:** Answer your security questions.



Patient portal sign up

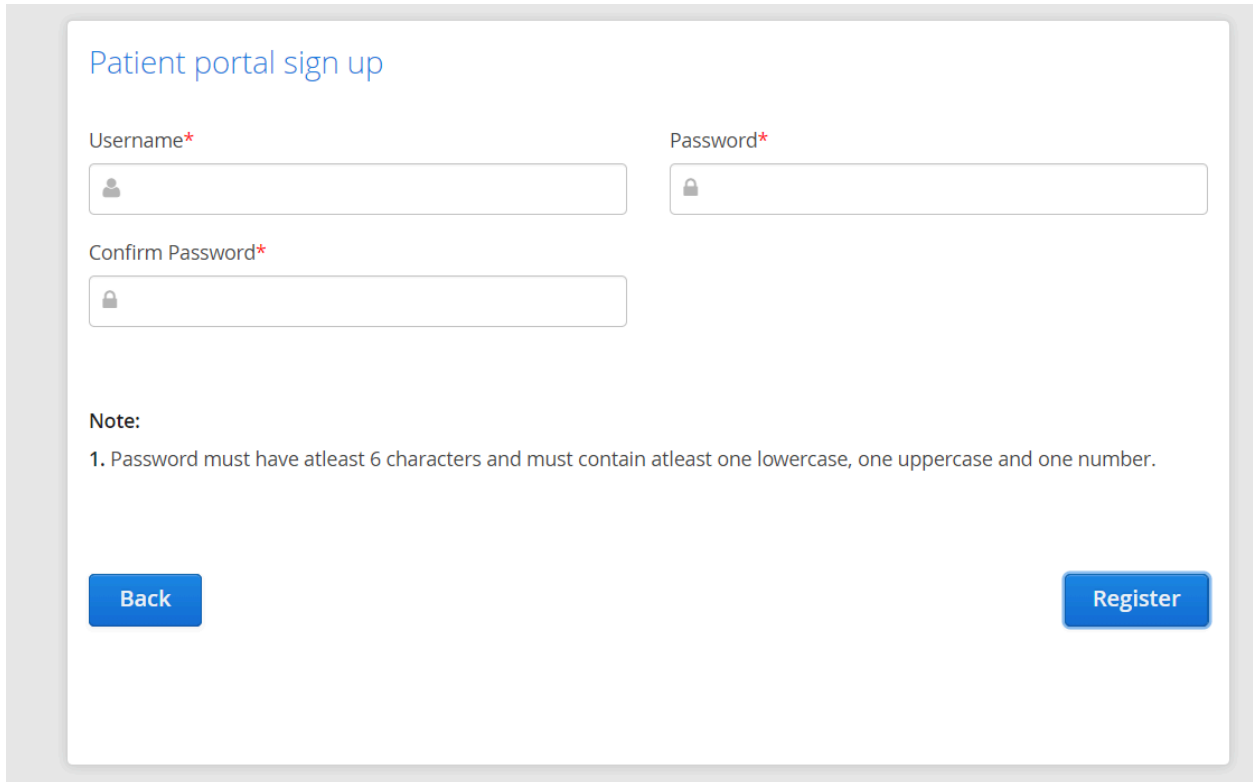
Please select your security questions and answer them.

What is your first car?

Which city were you born in?

What is your mother's maiden name?

**STEP 4:** Create a username and password and click **Register**.



Patient portal sign up

Username\*

Password\*

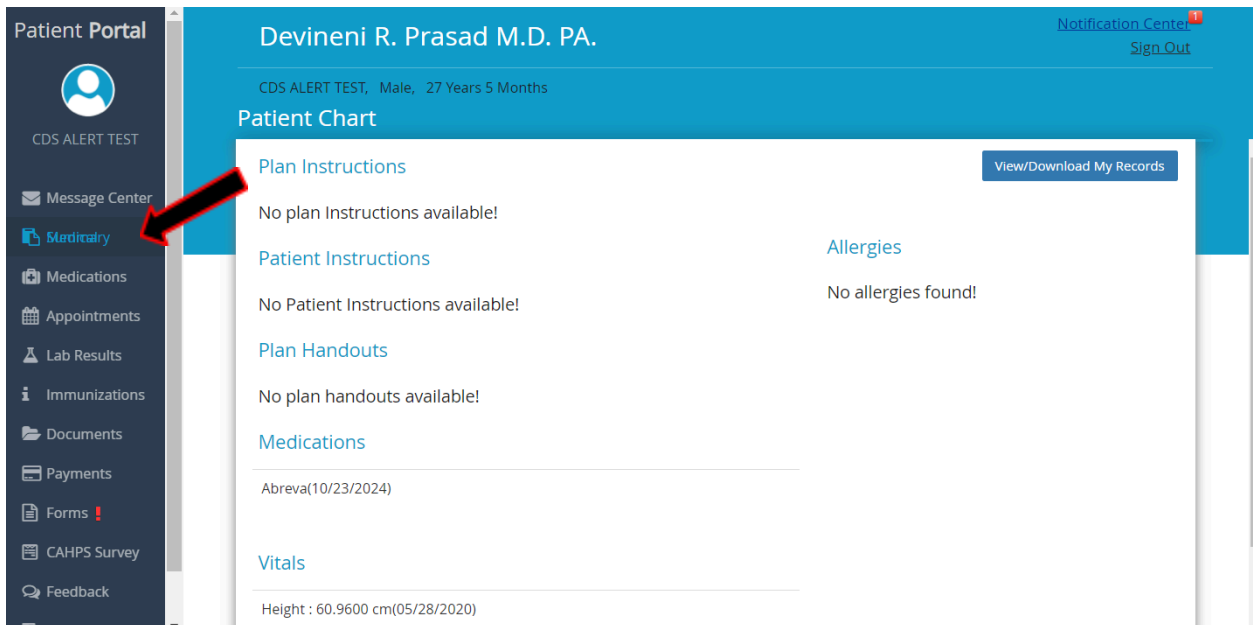
Confirm Password\*

**Note:**

1. Password must have atleast 6 characters and must contain atleast one lowercase, one uppercase and one number.

[Back](#) [Register](#)

**STEP 5:** Click on **Medical Summary** to view a summary of your medical records.



Patient Portal

Devineni R. Prasad M.D. PA. [Notification Center](#) <sup>1</sup> [Sign Out](#)

CDS ALERT TEST, Male, 27 Years 5 Months

**Patient Chart** [View/Download My Records](#)

- [Plan Instructions](#)  
No plan Instructions available!
- [Patient Instructions](#)  
No Patient Instructions available!
- [Plan Handouts](#)  
No plan handouts available!
- [Medications](#)  
Abreva(10/23/2024)
- [Vitals](#)  
Height : 60.9600 cm(05/28/2020)

[Allergies](#)  
No allergies found!

[Message Center](#)

[Medical Summary](#)

[Medications](#)

[Appointments](#)

[Lab Results](#)

[Immunizations](#)

[Documents](#)

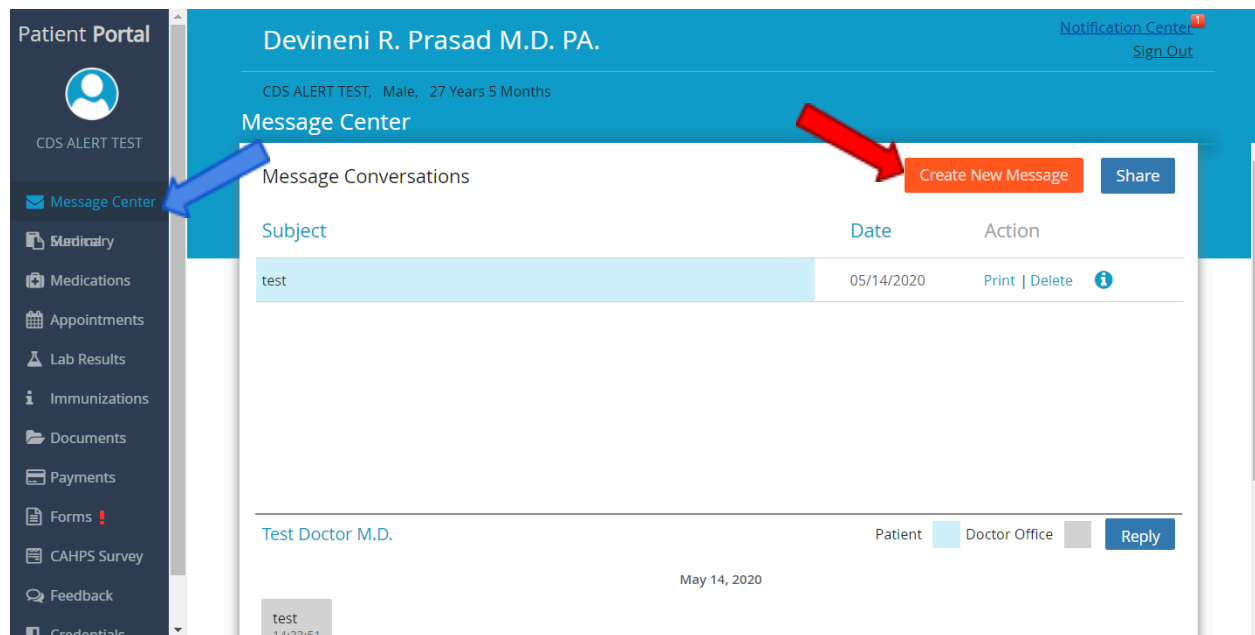
[Payments](#)

[Forms](#) <sup>1</sup>

[CAHPS Survey](#)

[Feedback](#)

**STEP 6:** Click on the **Message Center** tab and then **Create New Message** to send a secure message to medical staff.



**STEP 7:** Print out and complete the [patient portal authorization agreement](#) and bring it with you to your appointment.

Thank you,  
**Dominic C. Sia, M.D.**